

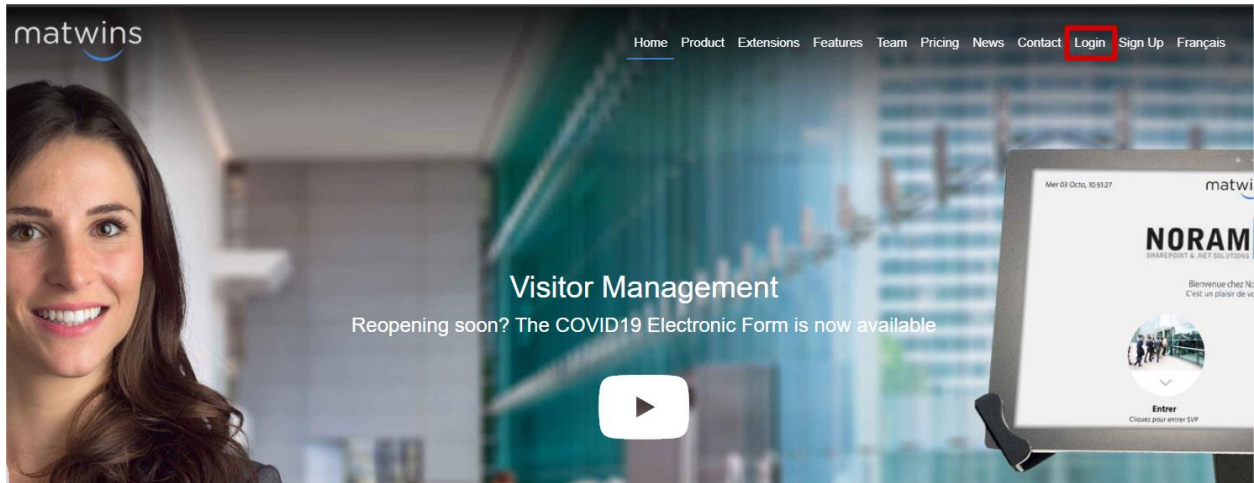
# Setup Slack Plugin

## Install Plugin in Slack

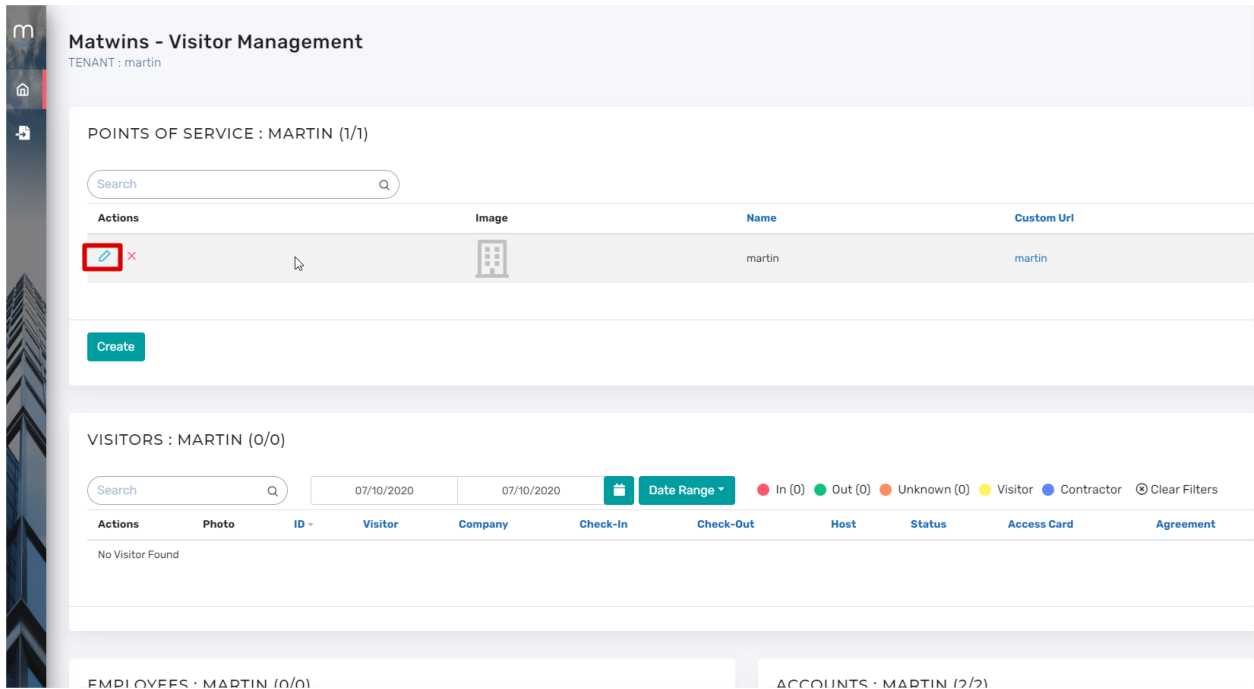
The screenshot shows the Slack interface for the 'Matwins' workspace. The left sidebar contains navigation options: Saved items, Apps (selected), More, Starred (Matwins.dev), Channels (général, visiteur, Add channels), Direct messages (loic (you), info, info, mat, Add teammates), and Apps (Add apps). The 'Add apps' button is highlighted with a red box. The main content area is titled 'Apps' and features a search bar with the placeholder text 'Search by name or category (e.g. productivity, sales)', which is also highlighted with a red box. Below the search bar, it indicates '1 app in Matwins' and displays the 'Matwins.dev' app card. A 'Browse App Directory' button is visible. Under the 'Recommended apps' section, there are cards for Google Drive, Google Calendar, Zoom, Outlook Calendar, Twitter, and Polly, each with an 'Add' button.

Click on Add apps and search “Matwins.dev”

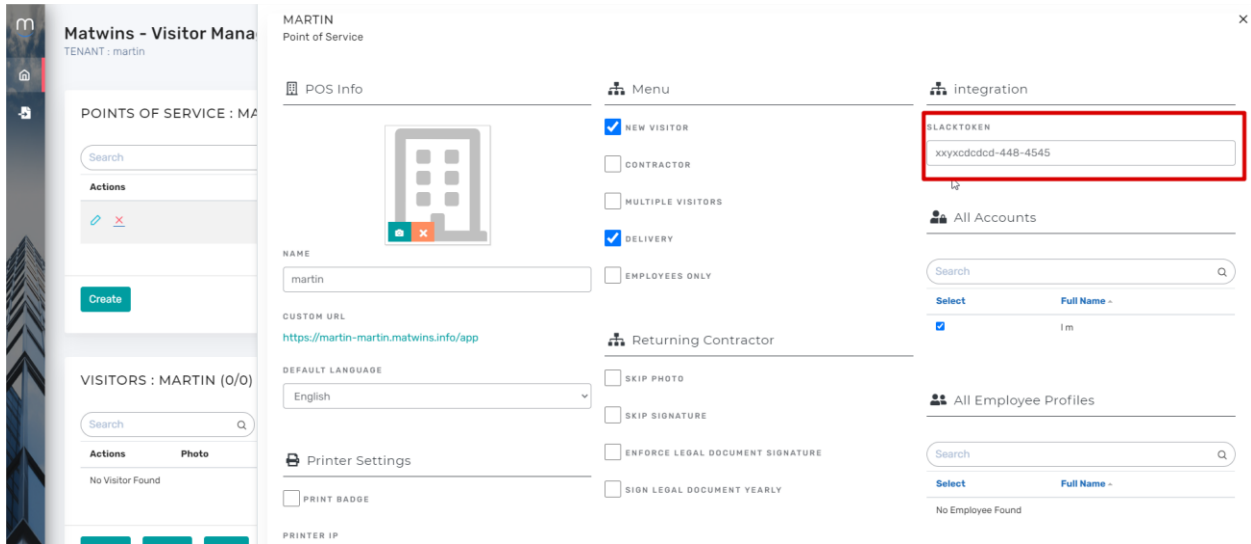
# Setup Matwins



## Login with tenant admin



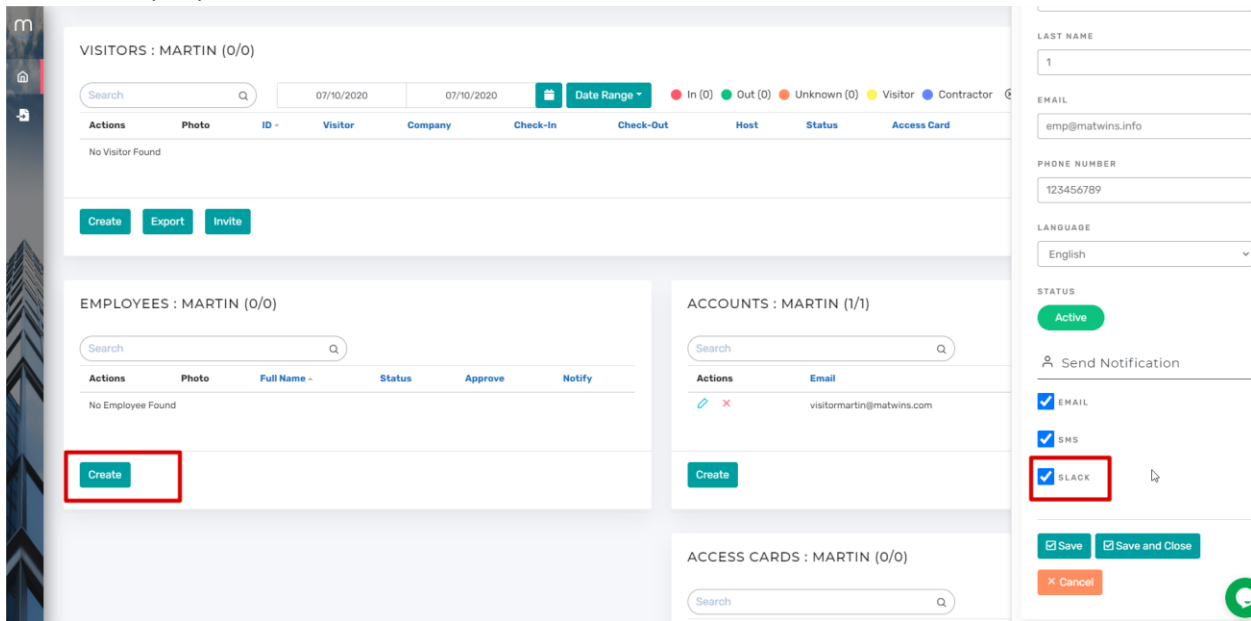
## Edit the Point of service



Add the slack token of the matwins.dev application

Test

Create Employee



Create a new employee with the email account used in Slack

Don't forget to check the Slack Notification

## Create Visit

COMPANY

Visitor Info

CHECK-IN  
07/10/2020 15:33:19

CHECK-OUT  
dd/mm/yyyy hh:mm:ss

STATUS  
In

VISITOR TYPE  
Visitor

PERSON VISITED  
emp 1

ACCESS CARD

SIGNATURE

Save Save and Close

Create a new visit with the employee created before in person visited field

## Show result in Slack

Matwins.dev

Messages About

Matwins.dev APP 11:35 AM  
Your visitor has arrived : loic

Your visitor has arrived : john

Matwins.dev APP 2:06 PM  
Your visitor has arrived : kevin

Your visitor kevin has left.

Matwins.dev APP 3:13 PM  
Your visitor john has left.

Your visitor has arrived : jean

Send a message to Matwins.dev

You can show the new visitor in slack in the Matwins.dev application.